



ASSESSMENT REPORT

2021 PILOT

Nomura Asset Management Co., Ltd.

Generated 2022-11-21

ABOUT THIS REPORT

The assessment report is designed to provide feedback to signatories and support ongoing learning and development. The high-level assessment methodology can be found [here](#) and question-level assessment criteria can be found after each indicator in the Investor Reporting Framework, [here](#). Note that the 2021 scoring methodology has changed to reflect the new Reporting Framework, and is incomparable with scores from previous PRI years.

Assessment Reports are confidential and only accessible to the reporting signatory on the Data Portal.

A dataset of medians based on all signatories' scores can be referenced [here](#).

PUBLICATION GUIDELINES

In the 2021 Reporting Framework, the PRI introduced accountability measures around the accurate representation of PRI Assessment Reports externally. This came as a result of an increasing level of disclosure of PRI Assessment Results externally. Alongside the higher level of disclosure, came an increasing amount of misrepresentation. As such, the publication guidelines were developed to ensure consistent and accurate representation of PRI reporting outputs. The guidelines state that signatories should not:

- disclose select modules scores in isolation (e.g., disclosing higher-scoring modules without disclosing lower-scoring modules),
- disclose scores that from selected parts of modules only (e.g., disclosing above-average performance in parts of a module without disclosing the median score for the module), and
- present any scores/grades/classification generated internally or by a third party, for a module of the overall Assessment Report, as being from the PRI (e.g., recalculating, or recompiling PRI scores).

Publication of any part of an Assessment Report must be accompanied by access to both the signatory's full:

- Assessment Report
- Transparency Report

Assessment Reports are the intellectual property of PRI. Under no circumstances, can this report or any of its contents be sold to third parties. Consent from the reporting signatory must be provided when sharing with third parties. Signatories should consider and be aware of any local regulations around sharing or promoting ratings from third-party providers.

PRI DISCLAIMER

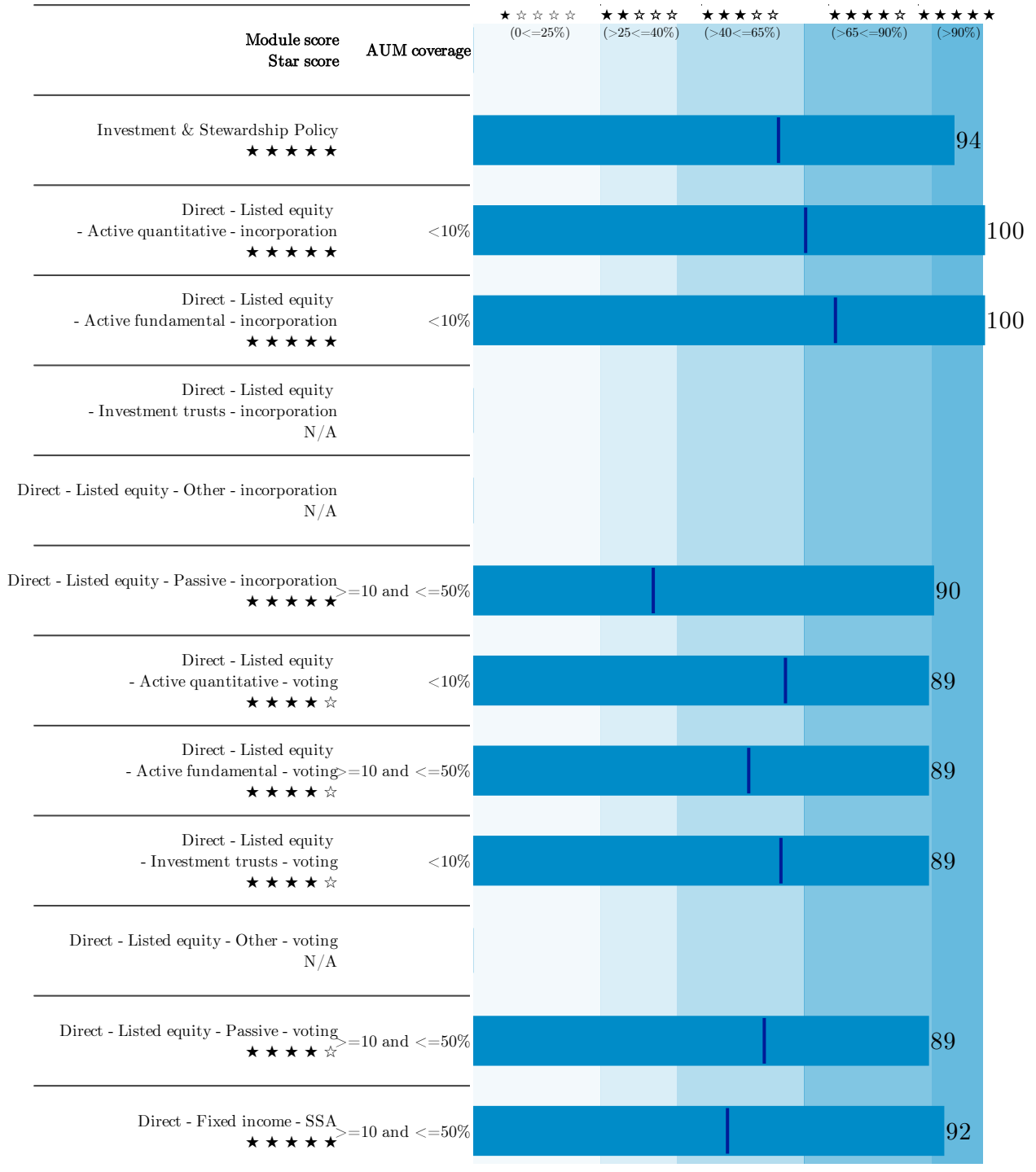
This document presents information reported directly by signatories in the 2021 reporting cycle. This information has not been audited by the PRI or any other party acting on its behalf. While this information is believed to be reliable, no representations or warranties are made as to the accuracy of the information presented. The PRI has taken reasonable action to ensure that data submitted by signatories in the reporting tool is reflected in their official PRI reports accurately. However, it is possible that small data inaccuracies and/or gaps remain, and the PRI shall not be responsible or liable for such inaccuracies and gaps.

Table of Contents

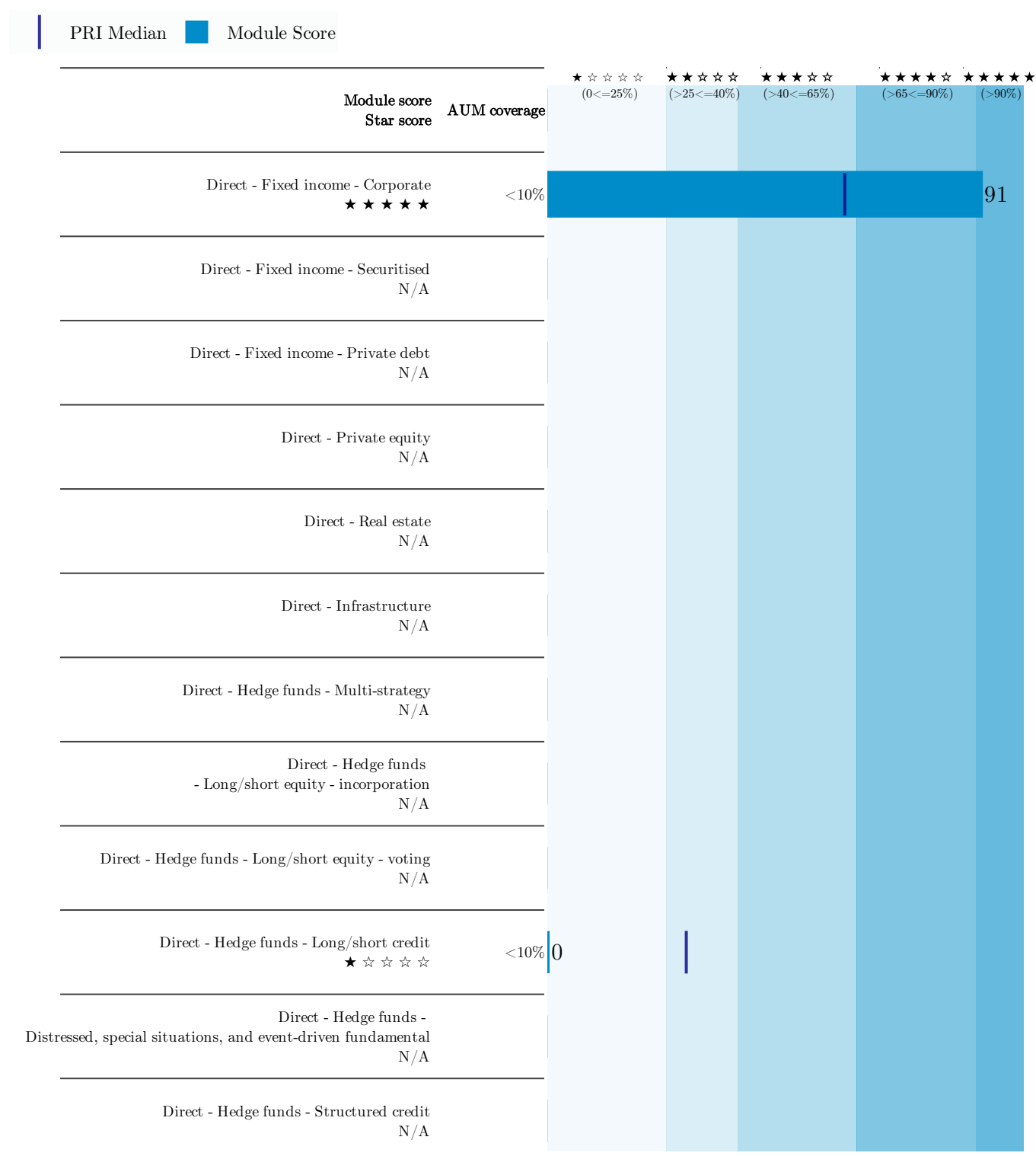
	Content	Page
	Summary Scorecard	4
	Indicator Level Scores For Direct - Fixed income - SSA	7
	Indicator Level Scores For Direct - Fixed income - Corporate	9
	Indicator Level Scores For Direct - Hedge funds - Long	11
	Indicator Level Scores For Investment & Stewardship Policy	12
	Indicator Level Scores For Direct - Listed equity - Passive - incorporation	16
	Indicator Level Scores For Direct - Listed equity - Passive - voting	17
	Indicator Level Scores For Direct - Listed equity - Active quantitative - incorporation	18
	Indicator Level Scores For Direct - Listed equity - Active quantitative - voting	19
	Indicator Level Scores For Direct - Listed equity - Active fundamental - incorporation	20
	Indicator Level Scores For Direct - Listed equity - Active fundamental - voting	21
	Indicator Level Scores For Direct - Listed equity - Investment trusts - voting	22
	Indicator Level Scores For Indirect - Listed equity - Passive	23
	Indicator Level Scores For Indirect - Listed equity - Active	24
	Indicator Level Scores For Indirect - Fixed income - Passive	25
	Indicator Level Scores For Indirect - Fixed income - Active	26

Summary Scorecard

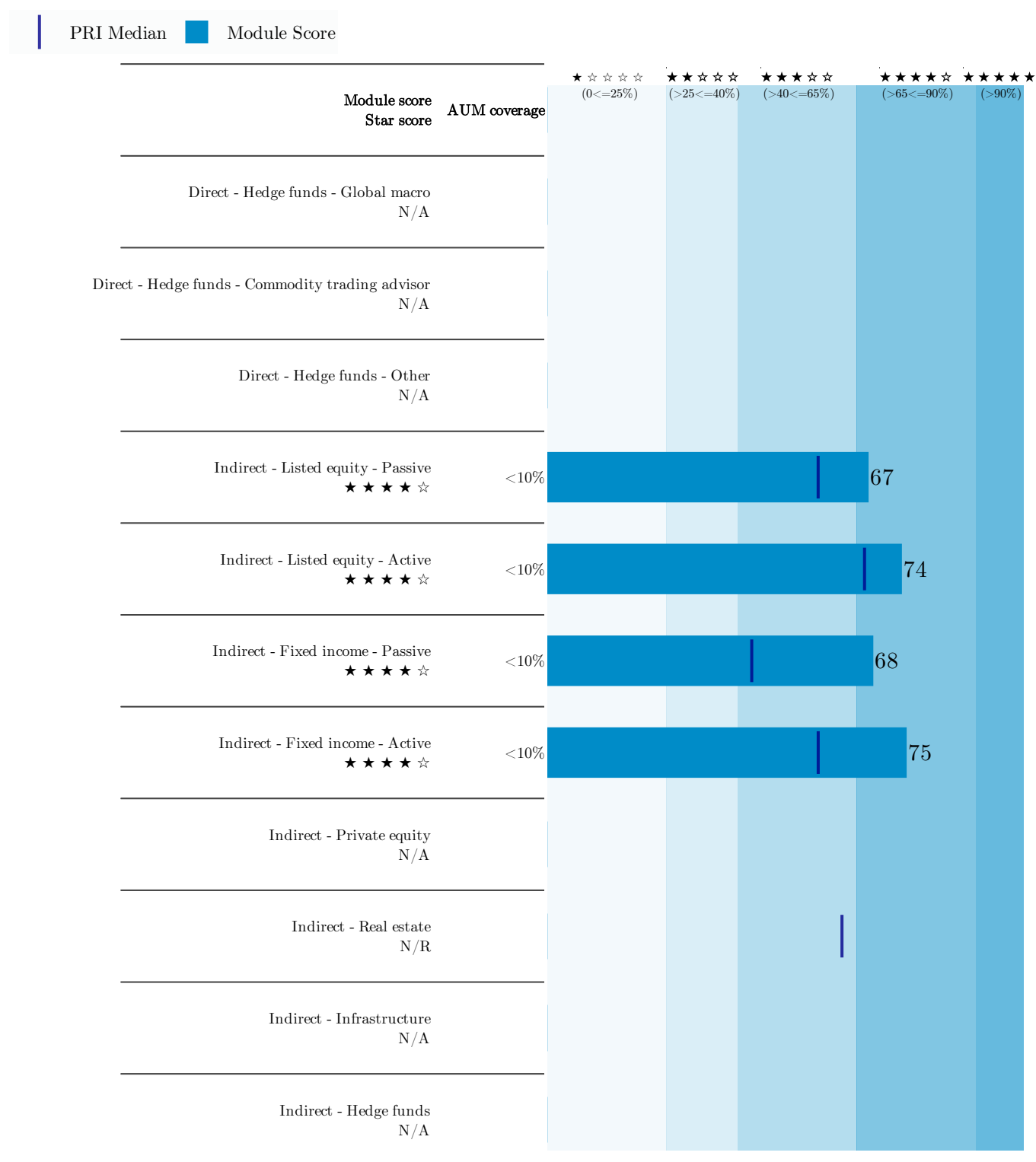
PRI Median Module Score



Summary Scorecard (continued)



Summary Scorecard (continued)



Indicator Level Scores For Direct - Fixed income - SSA

Section	Sub-section	Topic	Indicator	Your Score	PRI Median Score	Median Sample Size
Pre-investment phase	Materiality analysis	AUM coverage of ESG materiality assessment process	FI 1	200/200	200/200	806
Pre-investment phase	Materiality analysis	How ESG is incorporated into materiality assessment process	FI 1.1	200/200	100/200	806
Pre-investment phase	ESG risk management	AUM coverage of ESG incorporation in risk management	FI 2.1	150/150	49/150	806
Pre-investment phase	ESG incorporation in asset valuation	AUM coverage of ESG incorporation in investment research	FI 3.1	200/200	57/200	805
Pre-investment phase	ESG incorporation in portfolio construction	Portion of cases where ESG affected portfolio construction	FI 5.1	200/200	97/200	805
Pre-investment phase	ESG incorporation in assessment of issuers	Incorporation of ESG in credit quality analysis	FI 7	200/200	200/200	805
Pre-investment phase	ESG performance	Incorporation of relative ESG performance in investment analysis	FI 8	150/150	48/150	669
Post-investment phase	ESG risk management	Incorporation of ESG in regular reviews	FI 12	150/150	112/150	805
Post-investment phase	ESG risk management	Identification of ESG incidents	FI 13	200/200	100/200	805
Post-investment phase	Time horizons	Time frame for which ESG risks taken into account	FI 14	150/150	96/150	805
Post-investment phase	Long-term ESG trend analysis	Continuous monitoring of long-term ESG trends	FI 15	150/150	96/150	804
Post-investment phase	Passive	Percentage of passive fixed income holdings that use an ESG benchmark or index	FI 16	0/150	0/150	189
Post-investment phase	Thematic bonds	Selection of non-labelled thematic bonds	FI 19	100/100	32/100	292
Post-investment phase	Thematic bonds	Escalation strategies used in the majority of cases when thematic bond proceeds are not allocated as promised	FI 20	150/150	30/150	355

Indicator Level Scores For Direct - Fixed income - SSA (continued)

Section	Sub-section	Topic	Indicator	Your Score	PRI Median Score	Median Sample Size
Reporting/Disclosure	ESG screens	Communication of the side-effects of fixed income screening to clients or beneficiaries	FI 21	167/200	65/200	654
Engagement	Engaging with issuers/borrowers	Timing of fixed income engagement	FI 22	200/200	0/200	726
Engagement	Sovereign bonds	SSA bonds: non-issuer parties engaged with	FI 23	96/150	0/150	728

Indicator Level Scores For Direct - Fixed income - Corporate

Section	Sub-section	Topic	Indicator	Your Score	PRI Median Score	Median Sample Size
Pre-investment phase	Materiality analysis	AUM coverage of ESG materiality assessment process	FI 1	200/200	200/200	932
Pre-investment phase	Materiality analysis	How ESG is incorporated into materiality assessment process	FI 1.1	200/200	150/200	932
Pre-investment phase	ESG risk management	AUM coverage of ESG incorporation in risk management	FI 2.1	150/150	49/150	931
Pre-investment phase	ESG incorporation in asset valuation	AUM coverage of ESG incorporation in investment research	FI 3.1	175/200	82/200	932
Pre-investment phase	ESG incorporation in portfolio construction	Portion of cases where ESG affected portfolio construction	FI 5.1	200/200	131/200	931
Pre-investment phase	ESG incorporation in assessment of issuers	Incorporation of ESG in credit quality analysis	FI 7	200/200	200/200	932
Pre-investment phase	ESG performance	Incorporation of relative ESG performance in investment analysis	FI 8	96/150	48/150	791
Pre-investment phase	ESG risk management	Corporate bonds: coverage of framework for ESG risks at country and sector level	FI 9.1	150/150	75/150	932
Post-investment phase	ESG risk management	Incorporation of ESG in regular reviews	FI 12	150/150	112/150	932
Post-investment phase	ESG risk management	Identification of ESG incidents	FI 13	200/200	150/200	931
Post-investment phase	Time horizons	Time frame for which ESG risks taken into account	FI 14	150/150	150/150	931
Post-investment phase	Long-term ESG trend analysis	Continuous monitoring of long-term ESG trends	FI 15	150/150	96/150	931
Post-investment phase	Passive	Percentage of passive fixed income holdings that use an ESG benchmark or index	FI 16	0/150	0/150	138
Post-investment phase	Thematic bonds	Selection of non-labelled thematic bonds	FI 19	100/100	64/100	297

Indicator Level Scores For Direct - Fixed income - Corporate (continued)

Section	Sub-section	Topic	Indicator	Your Score	PRI Median Score	Median Sample Size
Post-investment phase	Thematic bonds	Escalation strategies used in the majority of cases when thematic bond proceeds are not allocated as promised	FI 20	150/150	30/150	390
Reporting/Disclosure	ESG screens	Communication of the side-effects of fixed income screening to clients or beneficiaries	FI 21	167/200	65/200	784
Engagement	Engaging with issuers/borrowers	Timing of fixed income engagement	FI 22	200/200	128/200	871

Indicator Level Scores For Direct - Hedge funds - Long/short credit

Section	Sub-section	Topic	Indicator	Your Score	PRI Median Score	Median Sample Size
Policy	Investment guidelines	Hedge fund specific elements of responsible investment policy	HF 1	0/100	0/100	27
Pre-investment phase	Materiality analysis	AUM coverage of ESG materiality assessment process	HF 2	0/200	128/200	27
Pre-investment phase	Materiality analysis	How ESG is incorporated into materiality assessment process	HF 2.1	0/150	45/150	27
Pre-investment phase	Long-term ESG trend analysis	How long-term ESG trends are incorporated into investment analysis	HF 3	0/150	0/150	27
Pre-investment phase	Long-term ESG trend analysis	AUM coverage of long-term ESG trend incorporation	HF 3.1	0/100	0/100	27
Pre-investment phase	ESG incorporation	AUM coverage of ESG incorporation in investment research	HF 4.1	0/150	96/150	27
Pre-investment phase	ESG incorporation in portfolio construction	Portion of cases where ESG affected portfolio construction	HF 6.1	0/150	30/150	27
Pre-investment phase	ESG incorporation in portfolio construction	How emerging and potential ESG risks are assessed	HF 8	0/150	38/150	27
Post-investment phase	ESG risk management	Compliance processes for negative screening	HF 10	0/200	0/200	23
Post-investment phase	ESG risk management	Incorporation of ESG in regular reviews	HF 11	0/150	38/150	27
Post-investment phase	ESG risk management	Identification of ESG incidents	HF 12	0/150	38/150	27
Reporting/Disclosure	Disclosure on ESG products	Information reported to clients or beneficiaries	HF 13	0/150	0/150	27

Indicator Level Scores For Investment & Stewardship Policy

Section	Sub-section	Topic	Indicator	Your Score	PRI Median Score	Median Sample Size
Responsible investment policy & governance	Responsible investment policy	Signatories responsible investment policy	ISP 1	200/200	200/200	2791
Responsible investment policy & governance	Responsible investment policy	Signatories with elements of responsible investment policy	ISP 1.1	200/200	160/200	2791
Responsible investment policy & governance	Responsible investment policy	Signatories with public responsible policy elements	ISP 2	200/200	200/200	2791
Responsible investment policy & governance	Responsible investment policy	Coverage of responsible policy elements	ISP 3	200/200	200/200	2791
Responsible investment policy & governance	Responsible investment policy	Contents of exclusion policy	ISP 4	100/100	100/100	2048
Responsible investment policy & governance	Responsible investment policy	Coverage of asset specific guidelines on ESG incorporation	ISP 5	103/150	150/150	1462
Responsible investment policy & governance	Governance	Roles with formal oversight and accountability for responsible investment	ISP 6	150/150	150/150	2791
Responsible investment policy & governance	Governance	Roles with implementation responsibilities for responsible investment	ISP 7	100/100	100/100	2791
Responsible investment policy & governance	People and capabilities	Staff objectives for responsible investment practices	ISP 8	150/150	150/150	2791
Responsible investment policy & governance	People and capabilities	Bonuses for responsible investment practices	ISP 8.2	100/100	32/100	2789
Responsible investment policy & governance	People and capabilities	Frequency at which staff training for responsible investment is reassessed	ISP 9	100/100	64/100	2791
Responsible investment policy & governance	Strategic asset allocation	Signatories incorporating ESG factors in strategic asset allocation	ISP 10.1	150/150	56/150	1755
Stewardship	Stewardship policy	Coverage of stewardship policy	ISP 11	150/200	200/200	2223
Stewardship	Stewardship policy	Elements of stewardship policy	ISP 12	150/150	90/150	1987

Indicator Level Scores For Investment & Stewardship Policy (continued)

Section	Sub-section	Topic	Indicator	Your Score	PRI Median Score	Median Sample Size
Stewardship	Stewardship policy implementation	Primary mechanism of stewardship policy	ISP 13	150/150	150/150	1987
Stewardship	Stewardship objectives	Primary objective of stewardship policy	ISP 15	150/200	100/200	2223
Stewardship	Stewardship prioritisation	Criteria for prioritising engagement targets	ISP 16	67/100	100/100	2180
Stewardship	Collaborative stewardship	Positions on collaborative engagement	ISP 18	150/150	75/150	1314
Stewardship	Escalation strategies	Escalation strategies not used in stewardship	ISP 20	100/150	150/150	1721
Stewardship	Engaging policymakers	Signatories who engage with public policy makers	ISP 23	200/200	100/200	1927
Stewardship	Engaging policymakers	Methods used to engage with public policy makers	ISP 23.1	200/200	150/200	1927
Stewardship	Engaging policymakers	Signatories with governance processes to ensure alignment of political activity with stance on responsible investment	ISP 23.2	200/200	200/200	1927
Stewardship	Engaging policymakers – Policies	Signatories with policies to ensure alignment of political activity with stance on responsible investment	ISP 24	200/200	0/200	1927
Stewardship	Engaging policymakers – Policies	Public disclosure of political influence policies	ISP 24.1	150/150	0/150	1927
Stewardship	Engaging policymakers – Transparency	Disclosure of political influence activities	ISP 25	200/200	64/200	1744
Climate change	Public support	Signatories publicly supporting the Paris Agreement	ISP 26	150/150	0/150	2791
Climate change	Public support	Signatories publicly supporting the TCFD	ISP 27	150/150	0/150	2791
Climate change	Governance	Board oversight for climate-related risks and opportunities [TCFD Governance A]	ISP 28	200/200	100/200	2791

Indicator Level Scores For Investment & Stewardship Policy (continued)

Section	Sub-section	Topic	Indicator	Your Score	PRI Median Score	Median Sample Size
Climate change	Governance	Management responsibility for climate-related risks and opportunities [TCFD Governance B]	ISP 29	200/200	100/200	2791
Climate change	Strategy	Time horizon for climate risks and opportunities [TCFD Strategy A]	ISP 30.1	200/200	100/200	2791
Climate change	Strategy	Climate risks and opportunities identified beyond investment horizon [TCFD Strategy A]	ISP 31	200/200	0/200	2791
Climate change	Strategy: Scenario analysis	Use of climate scenario analysis	ISP 33	200/200	0/200	2791
Sustainability outcomes	Set policies on sustainability outcomes	Location of policy on sustainability outcomes	ISP 40	200/200	200/200	1206
Sustainability outcomes	Set policies on sustainability outcomes	Frameworks referred to in sustainability outcomes policies and processes	ISP 41	200/200	200/200	1206
Sustainability outcomes	Identify sustainability outcomes	Tools and frameworks used to identify and map activities onto sustainability outcomes	ISP 44	200/200	64/200	2791
Sustainability outcomes	Identify sustainability outcomes	Levels at which sustainability outcomes are identified and mapped	ISP 44.1	150/150	150/150	2790
Sustainability outcomes	Identify sustainability outcomes	Processes for identifying most salient sustainability outcomes	ISP 45	200/200	200/200	2791
Transparency & Confidence-Building Measures	Information disclosed – ESG assets	Information shared regarding ESG products	ISP 46	150/150	112/150	1592
Transparency & Confidence-Building Measures	Information disclosed – Passive ESG assets	Communication of information regarding passive ESG products	ISP 47	128/200	64/200	172
Transparency & Confidence-Building Measures	Client reporting – ESG assets	Information included in regular client reporting for ESG products	ISP 48	150/150	112/150	1229
Transparency & Confidence-Building Measures	Information disclosed – All assets	Information shared	ISP 49	150/150	150/150	2791
Transparency & Confidence-Building Measures	Client reporting – All assets	ESG information included in regular client reporting	ISP 50	200/200	100/200	2239

Indicator Level Scores For Investment & Stewardship Policy (continued)

Section	Sub-section	Topic	Indicator	Your Score	PRI Median Score	Median Sample Size
Transparency & Confidence-Building Measures	Frequency of client reporting – All assets	Frequency of client reporting of ESG information	ISP 51	67/100	50/100	2058
Transparency & Confidence-Building Measures	Confidence-building measures	Confidence building measures	ISP 52	200/200	128/200	2791
Transparency & Confidence-Building Measures	Confidence-building measures	Internal audit: coverage	ISP 56	131/150	96/150	524
Transparency & Confidence-Building Measures	Confidence-building measures	Internal review: coverage	ISP 58	100/100	100/100	2392
Transparency & Confidence-Building Measures	Confidence-building measures	ESG labels held	ISP 59	64/200	128/200	500

Indicator Level Scores For Direct - Listed equity - Passive - incorporation

Section	Sub-section	Topic	Indicator	Your Score	PRI Median Score	Median Sample Size
Pre-investment phase	Materiality analysis	AUM coverage of ESG materiality assessment process	LE 1	150/150	48/150	317
Pre-investment phase	Materiality analysis	How ESG is incorporated into materiality assessment process	LE 1.1	200/200	120/200	317
Pre-investment phase	Long-term ESG trend analysis	Continuous monitoring of long-term ESG trends	LE 2	150/150	48/150	317
Pre-investment phase	ESG incorporation	Coverage of valuation and financial modelling incorporating ESG risks	LE 3.1	150/150	0/150	317
Pre-investment phase	Assessing ESG performance	AUM coverage of information used in incorporating ESG in financial modelling	LE 4.1	150/150	0/150	315
Pre-investment phase	ESG incorporation in portfolio construction	Portion of cases where ESG affected portfolio construction	LE 6.1	150/150	30/150	317
Post-investment phase	ESG risk management	Incorporation of ESG in regular reviews	LE 9	150/150	38/150	316
Post-investment phase	ESG risk management	Identification of ESG incidents	LE 10	100/100	25/100	316
Post-investment phase	Passive equity	Percentage of passive listed equity holdings that use an ESG benchmark or index	LE 12	0/150	0/150	317
Reporting/Disclosure	Sharing ESG information with stakeholders	ESG information included in client reporting	LE 14	200/200	40/200	316

Indicator Level Scores For Direct - Listed equity - Passive - voting

Section	Sub-section	Topic	Indicator	Your Score	PRI Median Score	Median Sample Size
Stewardship	Voting policy	Voting policies	LE 15	200/200	200/200	383
Stewardship	Voting policy	Coverage of voting policy	LE 15.1	200/200	200/200	381
Stewardship	Voting policy	Guidance on specific ESG issues in voting policy	LE 16	150/150	150/150	383
Stewardship	Alignment & effectiveness	Consistency between voting policy and advice from external voting advisors	LE 17	100/100	62/100	265
Stewardship	Security lending policy	Securities lending	LE 18	200/200	100/200	253
Stewardship	Security lending policy	Voting and securities lending	LE 18.1	112/150	38/150	253
Stewardship	Security lending policy	Exclusions in securities lending	LE 18.2	50/100	0/100	253
Stewardship	Shareholder resolutions	Stance on shareholder resolutions	LE 19	150/150	150/150	371
Stewardship	Pre-declaration of votes	Pre-declaration of votes	LE 20	48/150	0/150	373
Stewardship	Voting disclosure post AGM/EGM	Disclosure of voting activities	LE 21	200/200	128/200	383
Stewardship	Voting disclosure post AGM/EGM	Time between vote and disclosure of voting activities	LE 21.1	150/150	38/150	383
Stewardship	Voting disclosure post AGM/EGM	Coverage of communication of the rationale for voting abstain/against management recommendations	LE 22.1	124/150	0/150	369
Stewardship	Voting disclosure post AGM/EGM	Coverage of communication of the rationale for voting abstain/against PRI signatory resolutions	LE 23.1	100/100	0/100	293

Indicator Level Scores For Direct - Listed equity - Active quantitative - incorporation

Section	Sub-section	Topic	Indicator	Your Score	PRI Median Score	Median Sample Size
Pre-investment phase	Materiality analysis	AUM coverage of ESG materiality assessment process	LE 1	150/150	150/150	301
Pre-investment phase	Materiality analysis	How ESG is incorporated into materiality assessment process	LE 1.1	200/200	160/200	301
Pre-investment phase	Long-term ESG trend analysis	Continuous monitoring of long-term ESG trends	LE 2	150/150	150/150	300
Pre-investment phase	ESG incorporation	Coverage of valuation and financial modelling incorporating ESG risks	LE 3.1	150/150	73/150	301
Pre-investment phase	Assessing ESG performance	AUM coverage of information used in incorporating ESG in financial modelling	LE 4.1	150/150	106/150	301
Pre-investment phase	ESG incorporation in portfolio construction	Portion of cases where ESG affected portfolio construction	LE 6.1	150/150	98/150	301
Pre-investment phase	ESG risk management	Compliance processes for negative screening	LE 8	200/200	128/200	262
Post-investment phase	ESG risk management	Incorporation of ESG in regular reviews	LE 9	150/150	112/150	300
Post-investment phase	ESG risk management	Identification of ESG incidents	LE 10	100/100	100/100	301
Reporting/Disclosure	Sharing ESG information with stakeholders	Communication of the side-effects of listed equity screening to clients or beneficiaries	LE 13	100/100	65/100	268
Reporting/Disclosure	Sharing ESG information with stakeholders	ESG information included in client reporting	LE 14	200/200	125/200	301

Indicator Level Scores For Direct - Listed equity - Active quantitative - voting

Section	Sub-section	Topic	Indicator	Your Score	PRI Median Score	Median Sample Size
Stewardship	Voting policy	Voting policies	LE 15	200/200	200/200	378
Stewardship	Voting policy	Coverage of voting policy	LE 15.1	200/200	200/200	378
Stewardship	Voting policy	Guidance on specific ESG issues in voting policy	LE 16	150/150	150/150	378
Stewardship	Alignment & effectiveness	Consistency between voting policy and advice from external voting advisors	LE 17	100/100	81/100	242
Stewardship	Security lending policy	Securities lending	LE 18	200/200	100/200	188
Stewardship	Security lending policy	Voting and securities lending	LE 18.1	112/150	38/150	188
Stewardship	Security lending policy	Exclusions in securities lending	LE 18.2	50/100	0/100	188
Stewardship	Shareholder resolutions	Stance on shareholder resolutions	LE 19	150/150	150/150	363
Stewardship	Pre-declaration of votes	Pre-declaration of votes	LE 20	48/150	0/150	365
Stewardship	Voting disclosure post AGM/EGM	Disclosure of voting activities	LE 21	200/200	200/200	378
Stewardship	Voting disclosure post AGM/EGM	Time between vote and disclosure of voting activities	LE 21.1	150/150	38/150	378
Stewardship	Voting disclosure post AGM/EGM	Coverage of communication of the rationale for voting abstain/against management recommendations	LE 22.1	124/150	48/150	355
Stewardship	Voting disclosure post AGM/EGM	Coverage of communication of the rationale for voting abstain/against PRI signatory resolutions	LE 23.1	100/100	0/100	248

Indicator Level Scores For Direct - Listed equity - Active fundamental - incorporation

Section	Sub-section	Topic	Indicator	Your Score	PRI Median Score	Median Sample Size
Pre-investment phase	Materiality analysis	AUM coverage of ESG materiality assessment process	LE 1	150/150	150/150	1085
Pre-investment phase	Materiality analysis	How ESG is incorporated into materiality assessment process	LE 1.1	200/200	160/200	1084
Pre-investment phase	Long-term ESG trend analysis	Continuous monitoring of long-term ESG trends	LE 2	150/150	150/150	1083
Pre-investment phase	ESG incorporation	Coverage of valuation and financial modelling incorporating ESG risks	LE 3.1	150/150	98/150	1084
Pre-investment phase	Assessing ESG performance	AUM coverage of information used in incorporating ESG in financial modelling	LE 4.1	150/150	112/150	1084
Pre-investment phase	ESG incorporation in portfolio construction	Portion of cases where ESG affected portfolio construction	LE 6.1	150/150	112/150	1085
Pre-investment phase	ESG risk management	Compliance processes for negative screening	LE 8	200/200	64/200	821
Post-investment phase	ESG risk management	Incorporation of ESG in regular reviews	LE 9	150/150	112/150	1082
Post-investment phase	ESG risk management	Identification of ESG incidents	LE 10	100/100	100/100	1084
Reporting/Disclosure	Sharing ESG information with stakeholders	Communication of the side-effects of listed equity screening to clients or beneficiaries	LE 13	100/100	65/100	846
Reporting/Disclosure	Sharing ESG information with stakeholders	ESG information included in client reporting	LE 14	200/200	131/200	1083

Indicator Level Scores For Direct - Listed equity - Active fundamental - voting

Section	Sub-section	Topic	Indicator	Your Score	PRI Median Score	Median Sample Size
Stewardship	Voting policy	Voting policies	LE 15	200/200	200/200	1144
Stewardship	Voting policy	Coverage of voting policy	LE 15.1	200/200	200/200	1144
Stewardship	Voting policy	Guidance on specific ESG issues in voting policy	LE 16	150/150	112/150	1144
Stewardship	Alignment & effectiveness	Consistency between voting policy and advice from external voting advisors	LE 17	100/100	81/100	607
Stewardship	Security lending policy	Securities lending	LE 18	200/200	100/200	418
Stewardship	Security lending policy	Voting and securities lending	LE 18.1	112/150	38/150	418
Stewardship	Security lending policy	Exclusions in securities lending	LE 18.2	50/100	0/100	418
Stewardship	Shareholder resolutions	Stance on shareholder resolutions	LE 19	150/150	150/150	1098
Stewardship	Pre-declaration of votes	Pre-declaration of votes	LE 20	48/150	0/150	1115
Stewardship	Voting disclosure post AGM/EGM	Disclosure of voting activities	LE 21	200/200	64/200	1144
Stewardship	Voting disclosure post AGM/EGM	Time between vote and disclosure of voting activities	LE 21.1	150/150	38/150	1144
Stewardship	Voting disclosure post AGM/EGM	Coverage of communication of the rationale for voting abstain/against management recommendations	LE 22.1	124/150	0/150	1059
Stewardship	Voting disclosure post AGM/EGM	Coverage of communication of the rationale for voting abstain/against PRI signatory resolutions	LE 23.1	100/100	0/100	647

Indicator Level Scores For Direct - Listed equity - Investment trusts - voting

Section	Sub-section	Topic	Indicator	Your Score	PRI Median Score	Median Sample Size
Stewardship	Voting policy	Voting policies	LE 15	200/200	200/200	189
Stewardship	Voting policy	Coverage of voting policy	LE 15.1	200/200	200/200	189
Stewardship	Voting policy	Guidance on specific ESG issues in voting policy	LE 16	150/150	150/150	189
Stewardship	Alignment & effectiveness	Consistency between voting policy and advice from external voting advisors	LE 17	100/100	100/100	88
Stewardship	Security lending policy	Securities lending	LE 18	200/200	200/200	70
Stewardship	Security lending policy	Voting and securities lending	LE 18.1	112/150	75/150	70
Stewardship	Security lending policy	Exclusions in securities lending	LE 18.2	50/100	25/100	70
Stewardship	Shareholder resolutions	Stance on shareholder resolutions	LE 19	150/150	150/150	172
Stewardship	Pre-declaration of votes	Pre-declaration of votes	LE 20	48/150	0/150	184
Stewardship	Voting disclosure post AGM/EGM	Disclosure of voting activities	LE 21	200/200	128/200	189
Stewardship	Voting disclosure post AGM/EGM	Time between vote and disclosure of voting activities	LE 21.1	150/150	38/150	189
Stewardship	Voting disclosure post AGM/EGM	Coverage of communication of the rationale for voting abstain/against management recommendations	LE 22.1	124/150	48/150	175
Stewardship	Voting disclosure post AGM/EGM	Coverage of communication of the rationale for voting abstain/against PRI signatory resolutions	LE 23.1	100/100	0/100	111

Indicator Level Scores For Indirect - Listed equity - Passive

Section	Sub-section	Topic	Indicator	Your Score	PRI Median Score	Median Sample Size
Selection	Responsible investment policy	Compliance with responsible investment policy - coverage	SAM 2.1	112/150	123/150	465
Selection	Research and screening	Manager selection criteria: conduct and capabilities	SAM 3	120/150	150/150	465
Selection	Investment practices	Manager selection criteria: investment practices	SAM 4	134/200	133/200	465
Selection	Stewardship	Manager selection criteria: stewardship policy	SAM 6	133/200	33/200	382
Selection	Stewardship	Manager selection criteria: stewardship practices	SAM 7	136/200	61/200	382
Selection	Stewardship	Manager selection criteria: voting	SAM 8	98/150	0/150	313
Selection	Documentation and track record	Review of information in manager selection	SAM 11	142/200	138/200	466
Appointment	Segregated mandates	Contractual requirements in manager appointment for segregated funds	SAM 13	92/200	70/200	270
Monitoring	Investment practices	Manager monitoring: investment practices	SAM 14	104/150	91/150	477
Monitoring	Stewardship	Manager monitoring: stewardship	SAM 17	96/150	38/150	394
Monitoring	Stewardship	Manager monitoring: voting	SAM 18	76/150	0/150	322
Monitoring	Review	Manager monitoring: reporting	SAM 20	82/100	100/100	477
Monitoring	Engagement and escalation	Manager monitoring: formal grievance processes	SAM 22	120/150	60/150	477

Indicator Level Scores For Indirect - Listed equity - Active

Section	Sub-section	Topic	Indicator	Your Score	PRI Median Score	Median Sample Size
Selection	Responsible investment policy	Compliance with responsible investment policy - coverage	SAM 2.1	112/150	150/150	634
Selection	Research and screening	Manager selection criteria: conduct and capabilities	SAM 3	120/150	150/150	634
Selection	Investment practices	Manager selection criteria: investment practices	SAM 4	150/200	153/200	634
Selection	Stewardship	Manager selection criteria: stewardship policy	SAM 6	150/200	125/200	501
Selection	Stewardship	Manager selection criteria: stewardship practices	SAM 7	161/200	143/200	501
Selection	Stewardship	Manager selection criteria: voting	SAM 8	116/150	54/150	371
Selection	Documentation and track record	Review of information in manager selection	SAM 11	142/200	146/200	634
Appointment	Segregated mandates	Contractual requirements in manager appointment for segregated funds	SAM 13	92/200	82/200	435
Monitoring	Investment practices	Manager monitoring: investment practices	SAM 14	110/150	107/150	654
Monitoring	Stewardship	Manager monitoring: stewardship	SAM 17	129/150	94/150	521
Monitoring	Stewardship	Manager monitoring: voting	SAM 18	113/150	43/150	387
Monitoring	Review	Manager monitoring: reporting	SAM 20	82/100	100/100	654
Monitoring	Engagement and escalation	Manager monitoring: formal grievance processes	SAM 22	120/150	90/150	652

Indicator Level Scores For Indirect - Fixed income - Passive

Section	Sub-section	Topic	Indicator	Your Score	PRI Median Score	Median Sample Size
Selection	Responsible investment policy	Compliance with responsible investment policy - coverage	SAM 2.1	112/150	112/150	317
Selection	Research and screening	Manager selection criteria: conduct and capabilities	SAM 3	120/150	135/150	317
Selection	Investment practices	Manager selection criteria: investment practices	SAM 4	128/200	102/200	317
Selection	Stewardship	Manager selection criteria: stewardship policy	SAM 6	133/200	0/200	286
Selection	Stewardship	Manager selection criteria: stewardship practices	SAM 7	136/200	0/200	286
Selection	Stewardship	Manager selection criteria: fixed income stewardship	SAM 9	57/150	0/150	286
Selection	Documentation and track record	Review of information in manager selection	SAM 11	142/200	131/200	317
Monitoring	Investment practices	Manager monitoring: investment practices	SAM 14	104/150	64/150	327
Monitoring	Stewardship	Manager monitoring: stewardship	SAM 17	96/150	0/150	276
Monitoring	Review	Manager monitoring: reporting	SAM 20	82/100	82/100	327
Monitoring	Engagement and escalation	Manager monitoring: formal grievance processes	SAM 22	120/150	60/150	327

Indicator Level Scores For Indirect - Fixed income - Active

Section	Sub-section	Topic	Indicator	Your Score	PRI Median Score	Median Sample Size
Selection	Responsible investment policy	Compliance with responsible investment policy - coverage	SAM 2.1	112/150	150/150	597
Selection	Research and screening	Manager selection criteria: conduct and capabilities	SAM 3	120/150	150/150	597
Selection	Investment practices	Manager selection criteria: investment practices	SAM 4	144/200	150/200	597
Selection	Stewardship	Manager selection criteria: stewardship policy	SAM 6	150/200	33/200	535
Selection	Stewardship	Manager selection criteria: stewardship practices	SAM 7	161/200	68/200	535
Selection	Stewardship	Manager selection criteria: fixed income stewardship	SAM 9	98/150	0/150	535
Selection	Documentation and track record	Review of information in manager selection	SAM 11	142/200	138/200	597
Monitoring	Investment practices	Manager monitoring: investment practices	SAM 14	110/150	102/150	620
Monitoring	Stewardship	Manager monitoring: stewardship	SAM 17	115/150	42/150	552
Monitoring	Review	Manager monitoring: reporting	SAM 20	82/100	100/100	620
Monitoring	Engagement and escalation	Manager monitoring: formal grievance processes	SAM 22	120/150	60/150	617